



**Housing Needs Survey Report for  
Arnside Parish 2023**

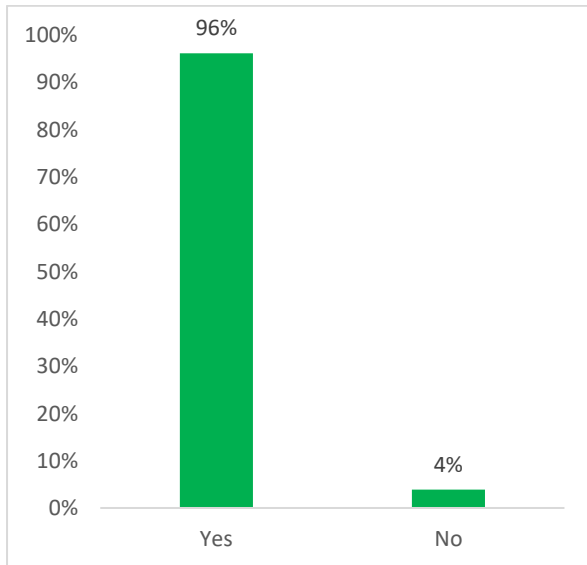
**Section 2 of 4 only**  
**Survey response data by question**

For the rest of the report  
contact Arnside Parish Council  
[clerk@arnsideparishcouncil.co.uk](mailto:clerk@arnsideparishcouncil.co.uk)

## Survey response data by question

### Part One – You and your household (completed by all respondents)

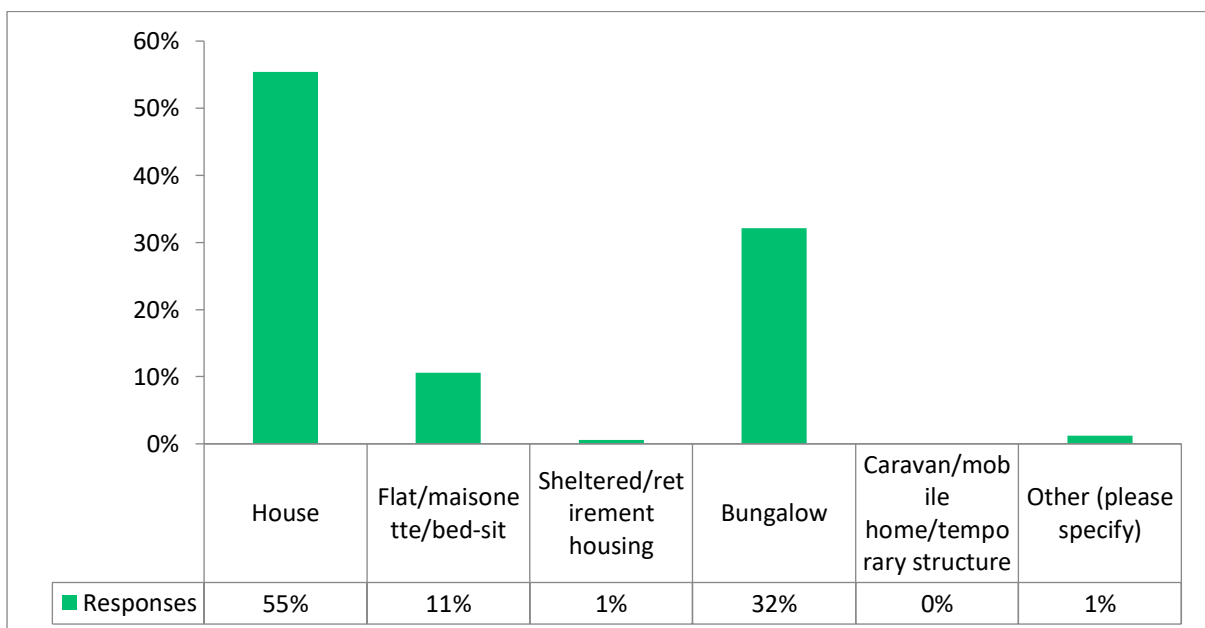
1. Is this your main home?



Answer Choices	Responses	
Yes	96%	450
No	4%	18
	<b>Answered</b>	<b>468</b>
	<b>Skipped</b>	<b>44</b>

The vast majority of responses (96%) came from people whose main home was in Arnside. Those who responded regarding a second home were not required to answer any further questions about their home or their housing need.

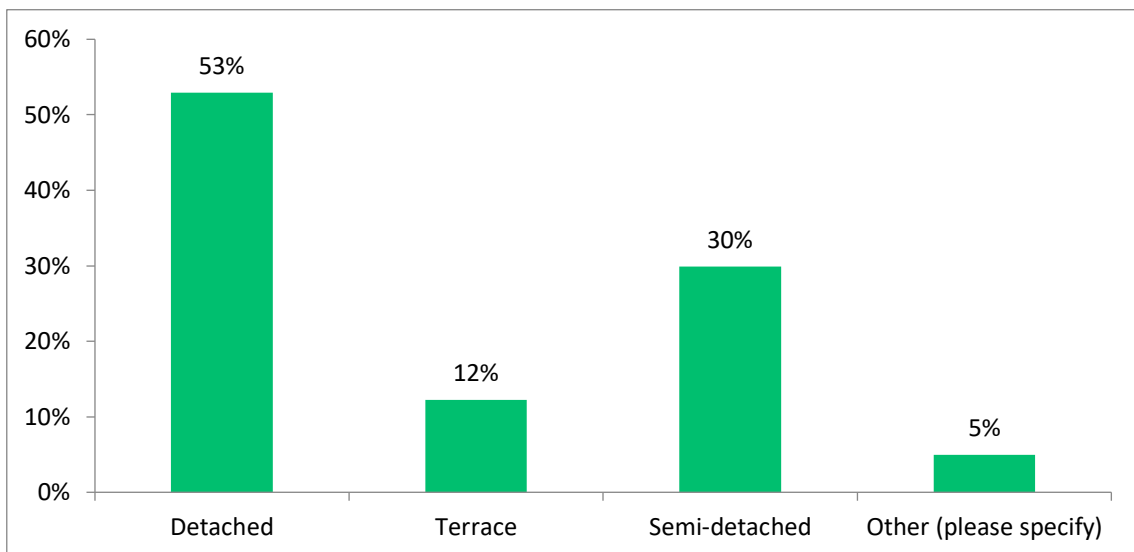
2. How would you describe your home?



Answer Choices	Responses	
House	55%	271
Flat/maisonette/bed-sit	11%	52
Sheltered/retirement housing	1%	3
Bungalow	32%	157
Caravan/mobile home/temporary structure	0%	0
Other (please specify)	1%	6
	<b>Answered</b>	<b>489</b>
	<b>Skipped</b>	<b>23</b>

The majority of homes are houses (55%) and bungalows (32%). There were a small number of responses (3 – making up less than 1%) from people in sheltered or retirement housing.

### 3. Please confirm the type of house.

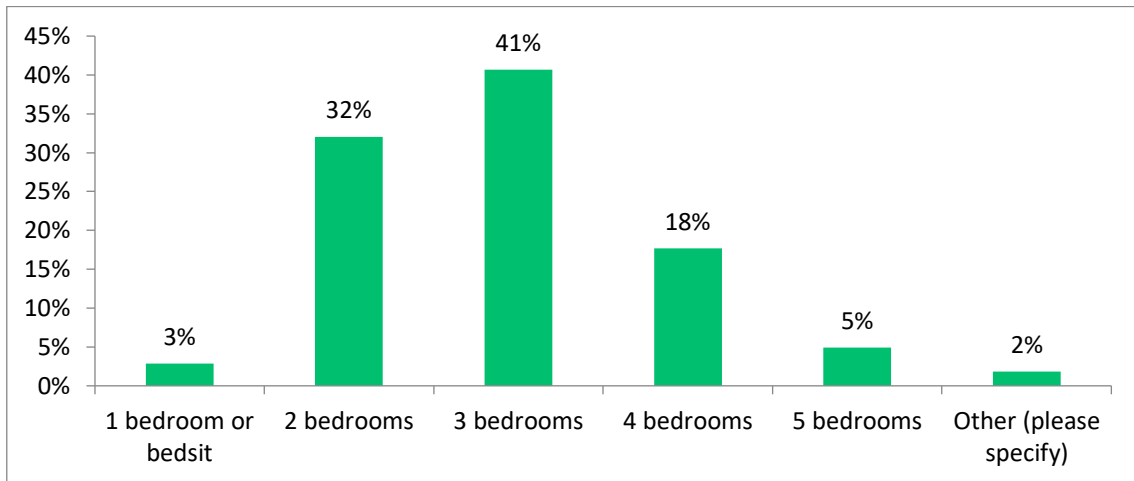


Answer Choices	Responses	
Detached	53%	255
Terrace	12%	59
Semi-detached	30%	144
Other (please specify)	5%	24
	<b>Answered</b>	<b>482</b>
	<b>Skipped</b>	<b>30</b>

Almost 53% of houses are described as detached, 30% semi-detached and 12% terraced. Of the 24 'other' descriptions, 8 said they lived in an apartment block.

Not all gave details.

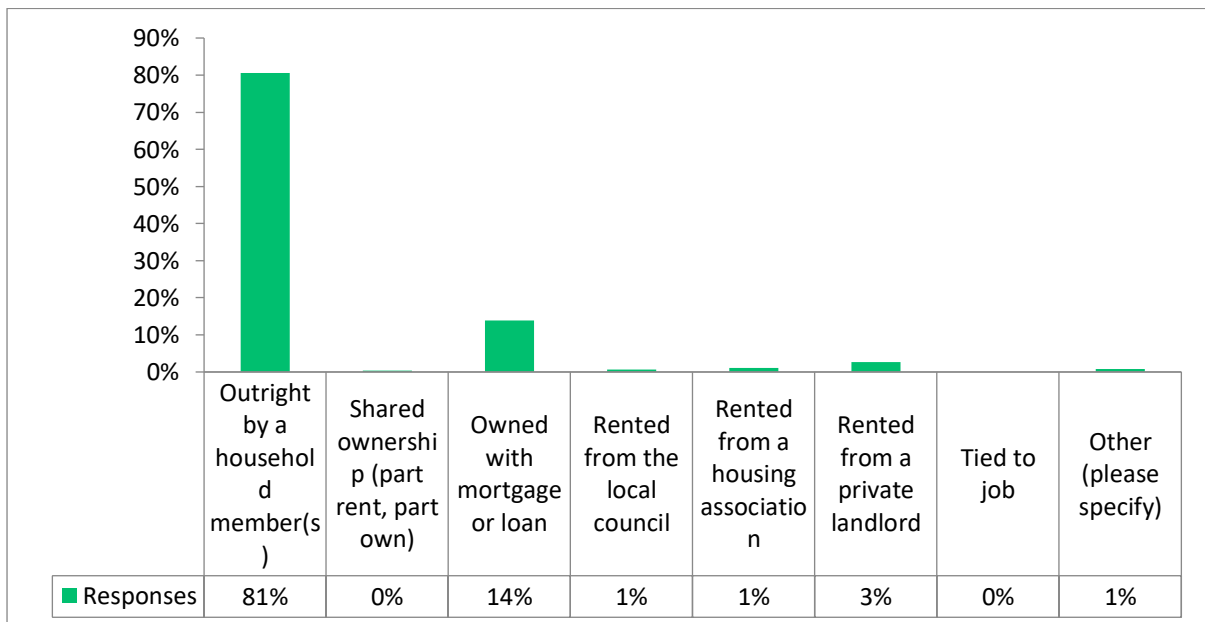
4. How many bedrooms does your home have?



Answer Choices	Responses	
1 bedroom or bedsit	3%	14
2 bedrooms	32%	156
3 bedrooms	41%	198
4 bedrooms	18%	86
5 bedrooms	5%	24
Other (please specify)	2%	9
<b>Answered</b>	<b>487</b>	
<b>Skipped</b>	<b>25</b>	

40% of homes have 3 bedrooms, with 24% having four or more bedrooms. Less than 3% are 1 bed or bedsit accommodation.

5. Who owns your home?



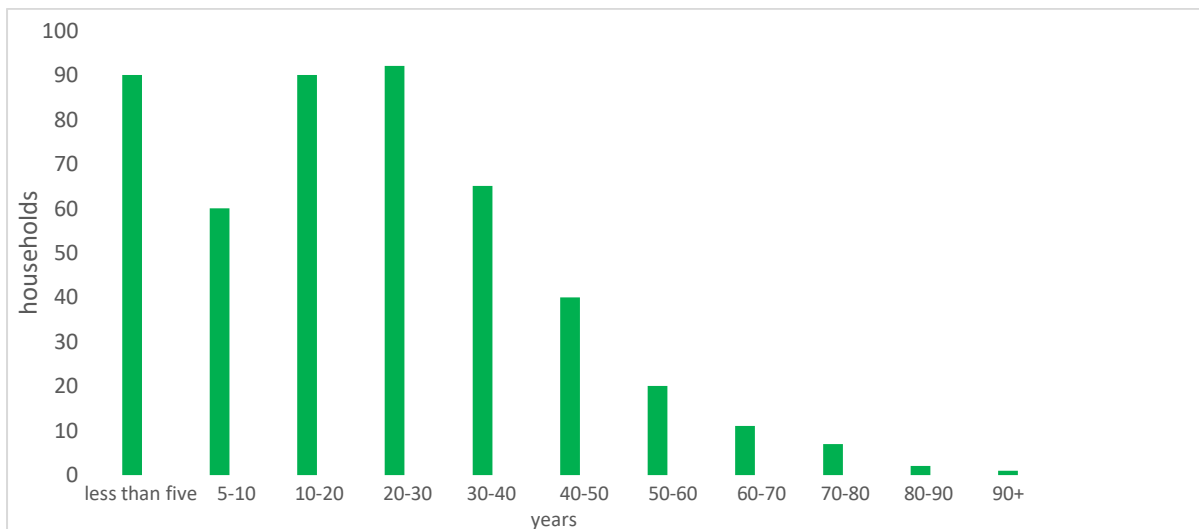
Answer Choices	Responses	
Outright by a household member(s)	81%	393
Shared ownership (part rent, part own)	0%	2
Owned with mortgage or loan	14%	68
Rented from the local council	1%	3
Rented from a housing association	1%	5
Rented from a private landlord	3%	13
Tied to job	0%	0
Other (please specify)	1%	4
	<b>Answered</b>	<b>488</b>
	<b>Skipped</b>	<b>24</b>

By far the greatest number of homes are owned outright by a household member (80.5%), with the ownership via mortgage or loan being the second most common at almost 14%. Combined together the rented options (from council, from housing association and private landlord) make up less than 5% of responses.

#### 6. How many families are living in this dwelling?

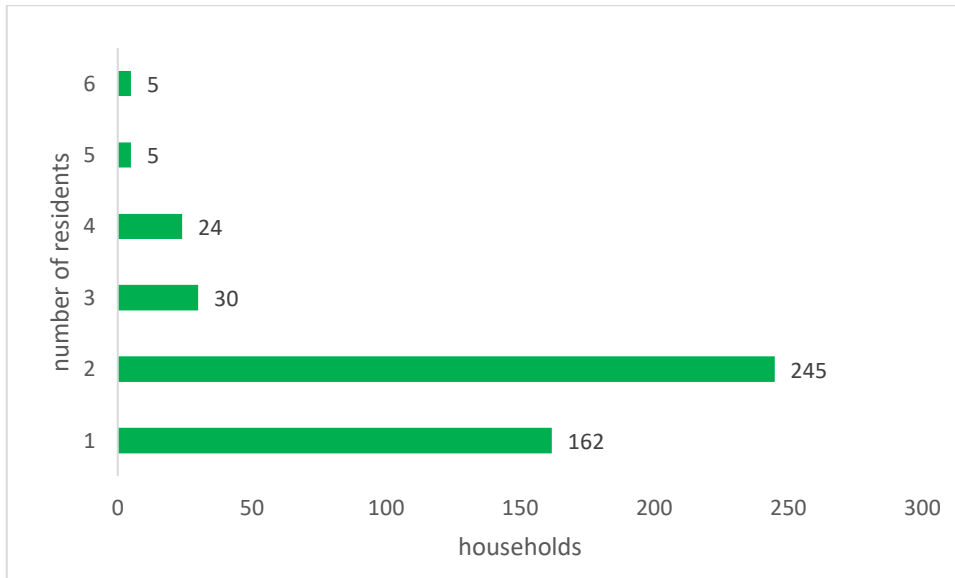
19 responses indicated that their home had more than one family in it. Some of these were not supported by the information provided about who is resident in the property, but from the information provided it is reasonable to assume that around 13 households (or 2.5%) are made up of more than one family.

#### 7. How many years have you lived in the parish?



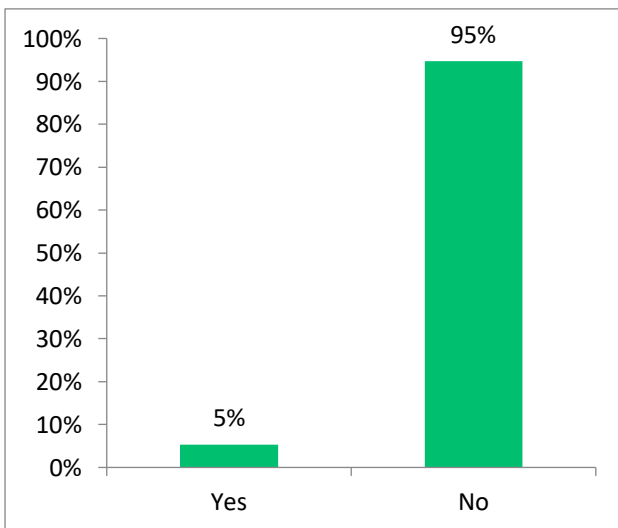
There is a wide range of response to this question from only a few months to more than 90 years. A noticeable minority have never lived anywhere else.

8. Please complete the table to show the age and gender of all those living in your home.



From this information we can see how many people are resident in each household. The vast majority are single occupancy or couples with no children.

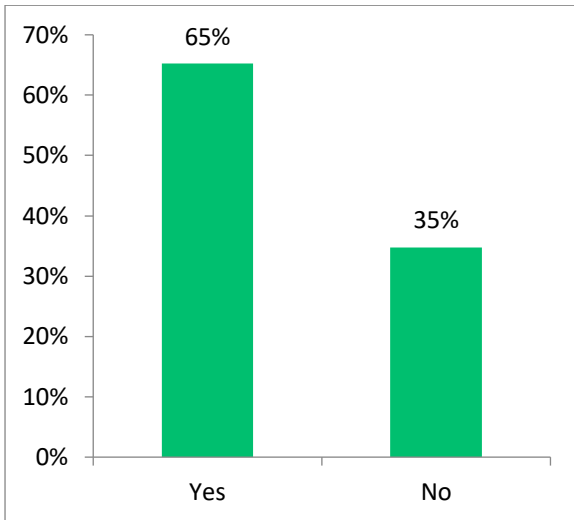
9. Have any members of your family moved away in the last five years, due to not being able to find a suitable home locally?



Answer Choices	Responses	
Yes	5%	26
No	95%	461
<b>Answered</b>		<b>487</b>
<b>Skipped</b>		<b>25</b>

26 people said that a family member had moved away, unable to find a suitable home in the area.

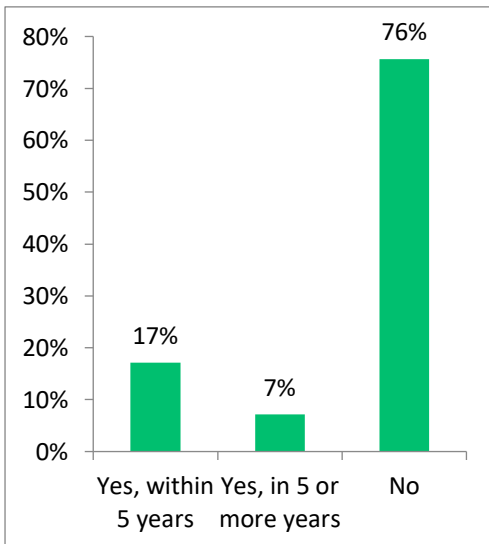
10. Do they wish to return to Arnside if suitable affordable housing becomes available?



Answer Choices	Responses	
Yes	65%	15
No	35%	8
<b>Answered</b>		<b>23</b>
<b>Skipped</b>		<b>489</b>

Of those 26 who have moved away, 15 would like to return to Arnside if suitable housing becomes available.

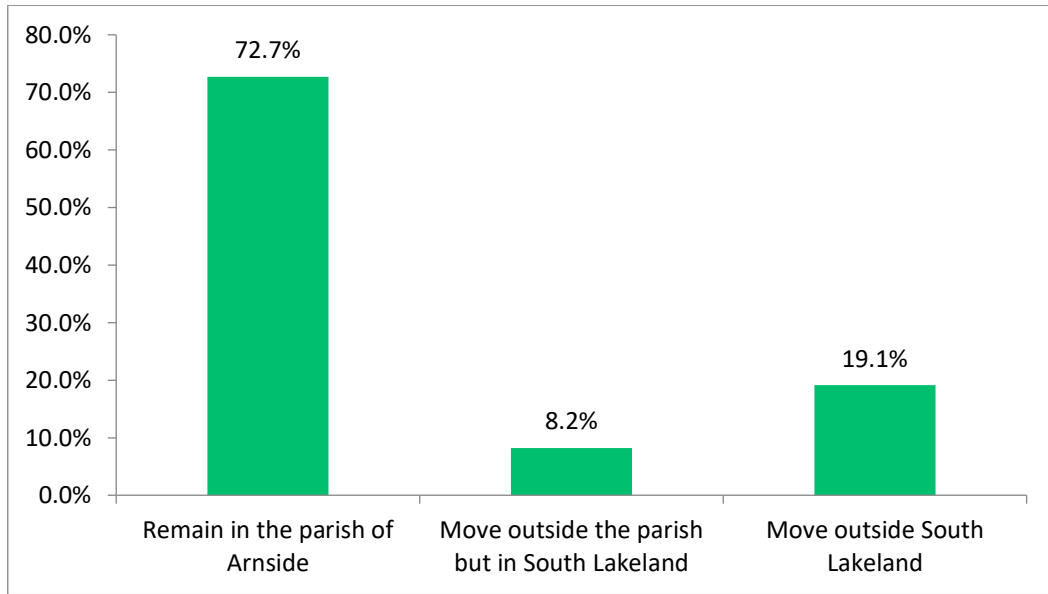
11. Do you, or does anyone living with you wish to move to a new home, either open market or affordable?



Answer Choices	Responses	
Yes, within 5 years	17%	81
Yes, in 5 or more years	7%	34
No	76%	357
<b>Answered</b>		<b>472</b>
<b>Skipped</b>		<b>40</b>

24% of respondents anticipate the need for someone in the household to move either within the next 5 years or in more than five years. This could be for an open market move or a home for affordable rent, indicating how much movement there could be overall. 76% do not wish to move in the foreseeable future.

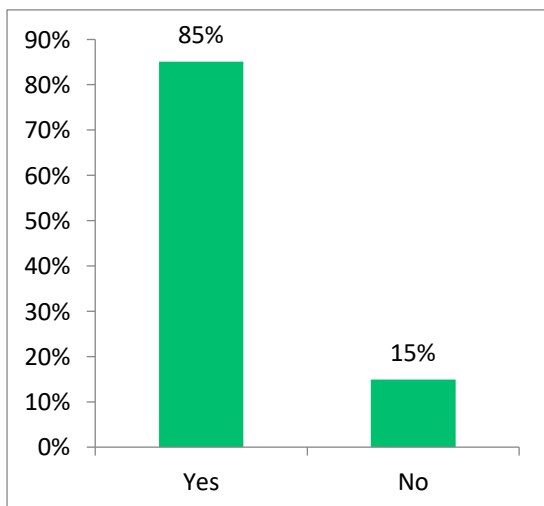
12. If you answered 'yes' to question 11, please specify where you would be looking to move to.



Answer Choices	Responses	
Remain in the parish of Arnside	72.7%	80
Move outside the parish but in South Lakeland	8.2%	9
Move outside South Lakeland	19.1%	21
<b>Answered</b>		<b>110</b>
<b>Skipped</b>		<b>402</b>

Of the 115 people who anticipated a house move in the previous question, almost 73% (80 of them) wish to stay in the parish of Arnside.

13. If a need should be identified, would you be supportive of a small development (typically 4-8 homes) of affordable homes for local people?

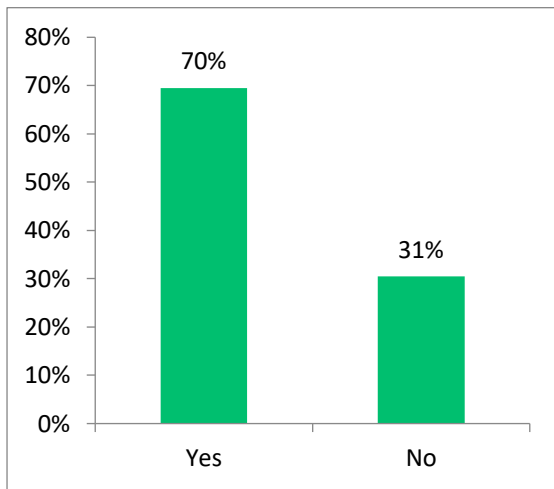


Answer Choices	Responses	
Yes	85%	393
No	15%	69
<b>Answered</b>		<b>462</b>
<b>Skipped</b>		<b>50</b>

The majority (85%) would support a small development of affordable homes for local people, if the need should be identified.



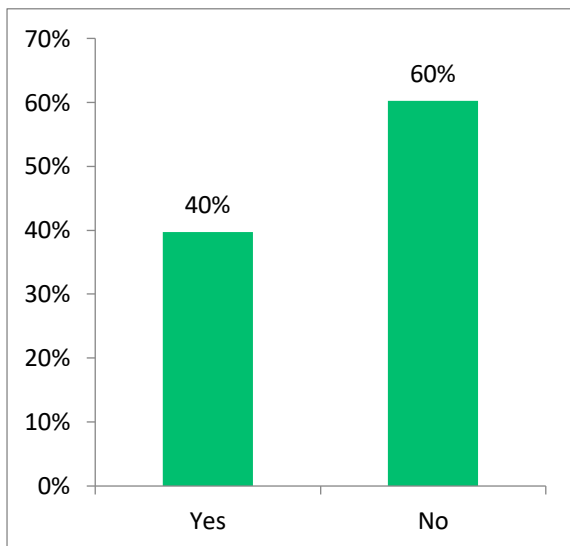
14. Would you remain supportive for a development (typically 4-8 homes) that is primarily affordable housing for local people, or those with connections to the parish, but also includes a number of open market homes?



Answer Choices	Responses	
Yes	70%	319
No	31%	140
<b>Answered</b>		<b>459</b>
<b>Skipped</b>		<b>53</b>

Fewer people – but still a significant majority at 69.5% – would support a mixed development of affordable homes with the possibility of cross-subsidy from sale of open market homes.

15. Would you support a small development of houses for sale on the open market?

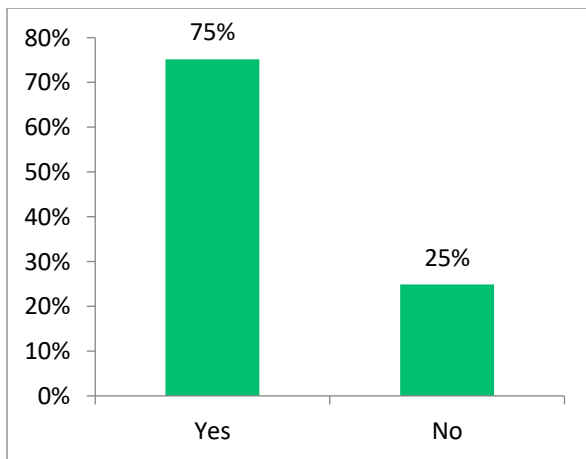


Answer Choices	Responses	
Yes	40%	184
No	60%	279
<b>Answered</b>		<b>463</b>
<b>Skipped</b>		<b>49</b>

40% of respondents supported housing developed for open market sale.

## Community Led Homes

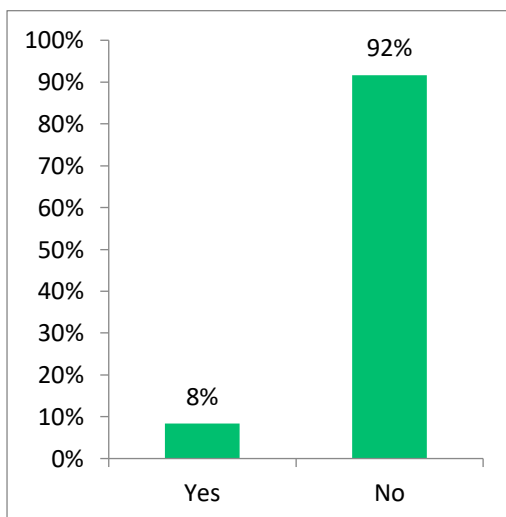
16. Would you be supportive of a Community Led Housing project (not for profit)?



Answer Choices	Responses
Yes	75% 342
No	25% 113
<b>Answered</b>	<b>455</b>
<b>Skipped</b>	<b>57</b>

75% said they would support 'not for profit' Community Led Housing development. 25% would not.

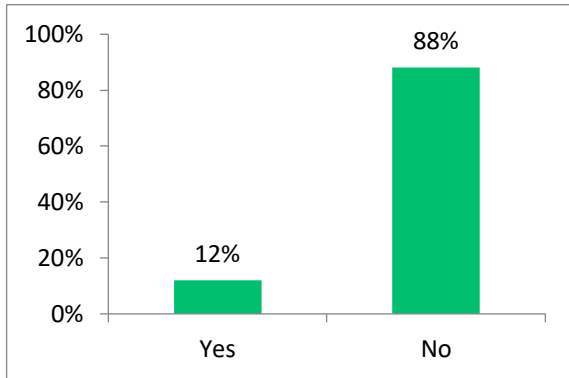
17. Would you or a member of your household be interested in being personally involved in a community led housing scheme?



Answer Choices	Responses
Yes	8% 39
No	92% 429
<b>Answered</b>	<b>468</b>
<b>Skipped</b>	<b>44</b>

8% would be interested in being involved in a Community Led Scheme. This is potentially 39 people from the 78 households who identify themselves as in housing need.

18. Would you or a member of your household be interested in joining a community groups, such as Community Land Trust or a Community Benefit Society, to ensure local people have a central role in any future affordable housing development?



Answer Choices	Responses	
Yes	12%	56
No	88%	413
<b>Answered</b>		<b>469</b>
<b>Skipped</b>		<b>43</b>

Almost 12% of respondents were interested in joining a community group to establish a community led approach.

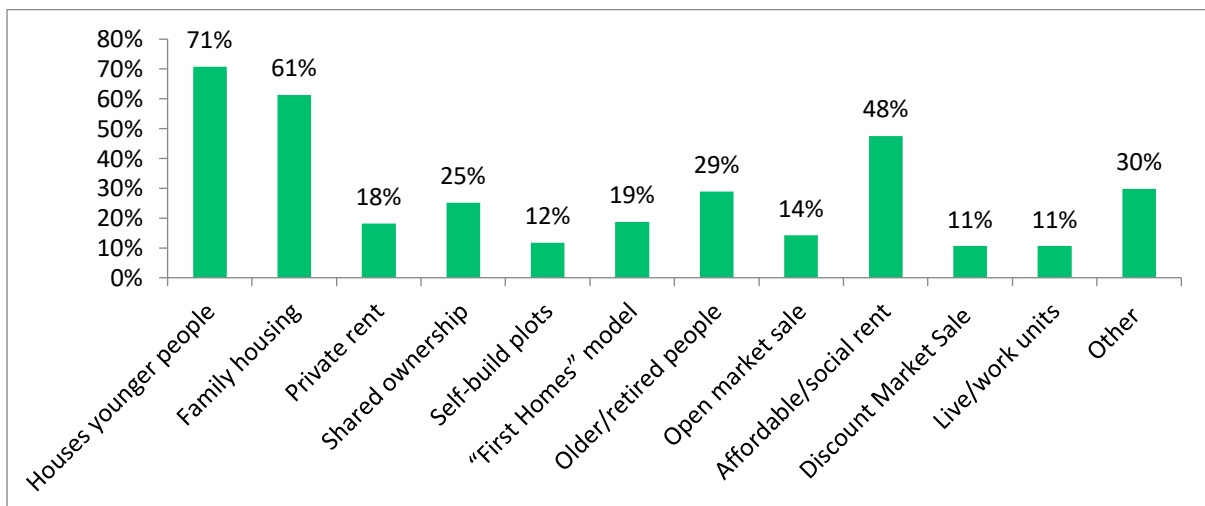
19. Can you suggest a site/location in the parish where such development could be built?

See Appendix 4 for full responses.

Places which get mentioned repeatedly in this response include: Briery Bank (aprox 48 mentions) Station Road (aprox 33 mentions), Redhills Road (aprox 31 mentions) Black Dyke Lane (aprox 17 mentions) and Hollins Lane (aprox 11 mentions).

There are several comments about places which are already allocated or which have been purchased for housebuilding already. People have also taken the opportunity to say that they do not think there are any sites which could be developed for housing (31).

20. In general, what type of housing do you believe the parish would benefit from?



Answer Choices	Responses	
Houses younger people	71%	314
Family housing	61%	272
Private rent	18%	81
Shared ownership	25%	112
Self-build plots	12%	52
“First Homes” model	19%	83
Older/retired people	29%	128
Open market sale	14%	63
Affordable/social rent	48%	211
Discount Market Sale	11%	47
Live/work units	11%	47
Other	30%	132
	<b>Answered</b>	<b>444</b>
	<b>Skipped</b>	<b>68</b>

People indicated a wide and general need when thinking about the type of homes which would benefit the parish.

They were encouraged to indicate more than one type of housing if they wanted to. Housing for younger people, family homes and homes for affordable/social rent were the most supported types of housing for 314, 272 and 211 people respectively.

The spread of interest here suggests that diversity in the housing offer is important, with some support for every single sort of housing on the list including live/work units and self-build plots for instance.

#### 21. Do you have any further comments?

See Appendix 5 for full responses.

As we would expect, the comments in the responses make varied, sometimes opposing points.

There is a strong, but minority, feeling that there is no need for further development with a range of arguments for this position. Comments about spoiling what is attractive about the area, homes sitting empty and development not being effectively protected for local need all come through.

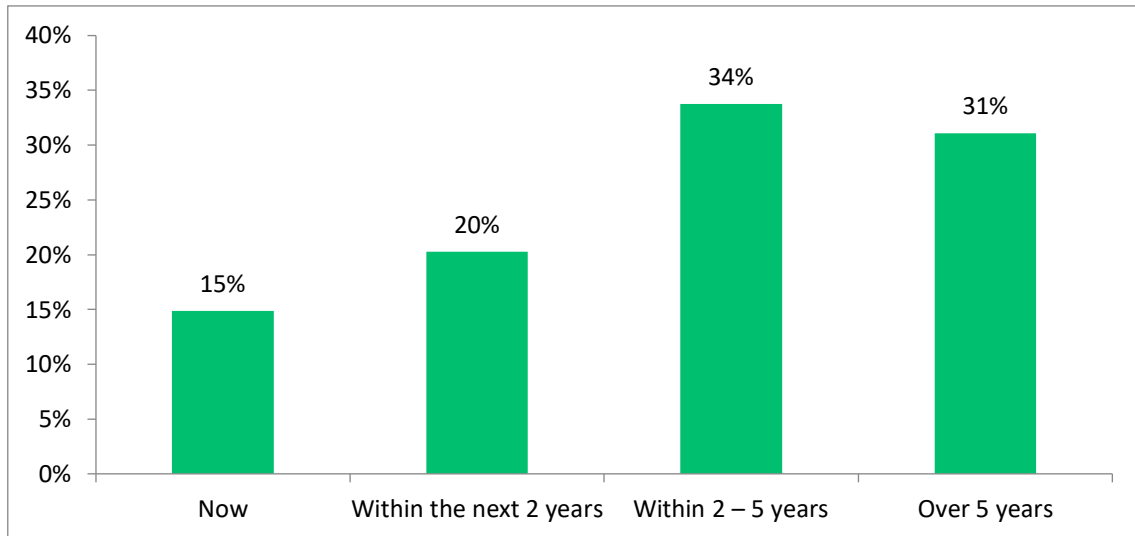
Stronger messaging from the comments acknowledges that there is a need for housing to meet the needs of the community. People are concerned about the lack of affordability in the area for young people and those on low incomes. They are also concerned about the demographics; this is expressed as wanting homes which are good for an aging population, and wanting to encourage younger people to settle so that the community remains mixed to sustain the range of services.

---

Finishing part 1 of the survey, 16% of people said they were in housing need and went on to fill in Part 2, detailing their housing need. These 78 people include those who want to move outside the area and who will move within the housing market, as well as those who need affordable or specialist housing.

## Part 2 - Open market and affordable housing needs

22. When do those requiring a new home need to move from this home?

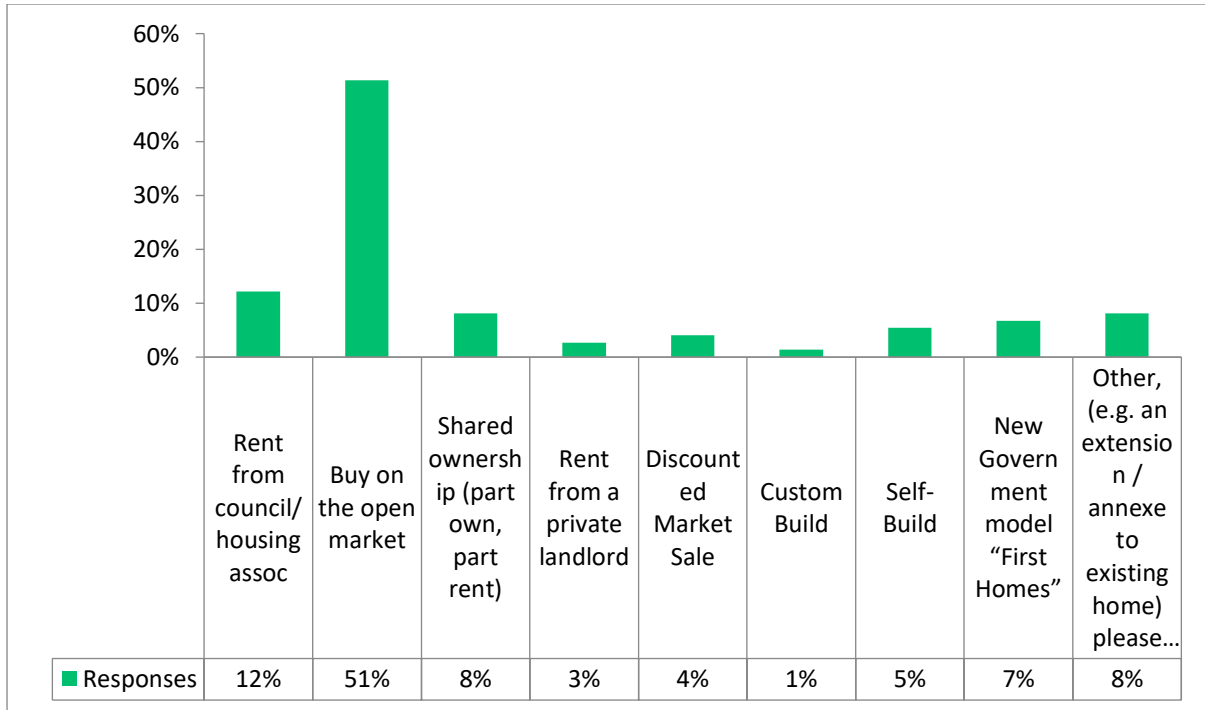


Answer Choices	Responses	
Now	15%	11
Within the next 2 years	20%	15
Within 2 – 5 years	34%	25
Over 5 years	31%	23
<b>Answered</b>		<b>74</b>
<b>Skipped</b>		<b>438</b>

25 people said they will need to move in the next 2-5 years, with a further 23 people expecting to move in more than 5 years. The more immediate need was 11 people who want to move now, and 15 who need a new home in the next 2 years.

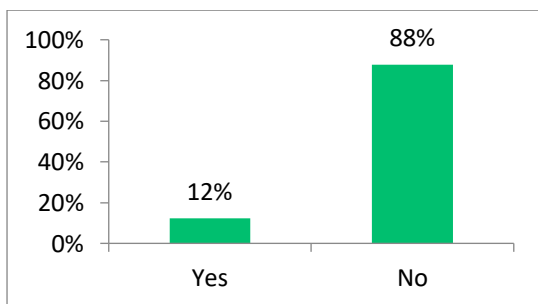
23. If you could stay in/move back to the village, which option would you chose?

Answer Choices	Responses	
Rent from council/housing association	12%	9
Buy on the open market	51%	38
Shared ownership (part own, part rent)	8%	6
Rent from a private landlord	3%	2
Discounted Market Sale	4%	3
Custom Build	1%	1
Self-Build	5%	4
New Government model "First Homes"	7%	5
Other, (e.g. an extension / annexe to existing home) please specify	8%	6
<b>Answered</b>		<b>74</b>
<b>Skipped</b>		<b>438</b>



38 of the 74 people who answered the question want to buy on the open market. 6 people were interested in self-build or custom-build opportunities. 20 people want to rent across all private and affordable sectors, including 6 who want shared ownership (part own, part rent). 5 were specifically interested in the new 'first homes' model.

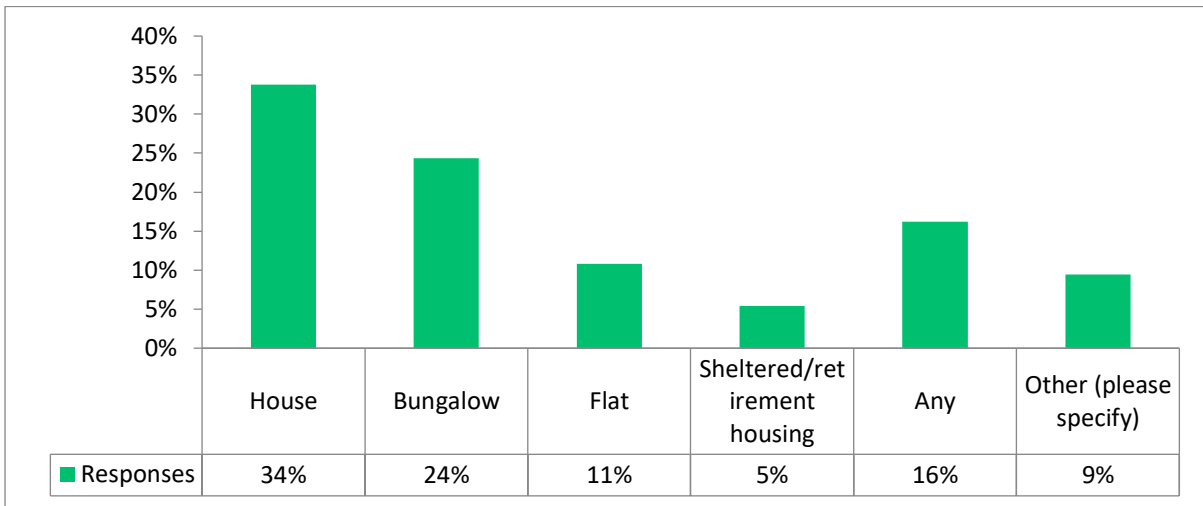
24. Are you on the local council housing register or waiting list?



Answer Choices	Responses
Yes	12% 9
No	88% 64
<b>Answered</b>	<b>73</b>
<b>Skipped</b>	<b>439</b>

Only 9 of the respondents said they are on the housing register.

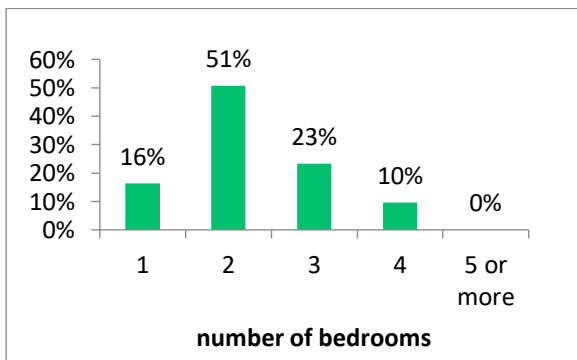
25. What type of accommodation would meet your needs?



Answer Choices	Responses
House	34% 25
Bungalow	24% 18
Flat	11% 8
Sheltered/retirement housing	5% 4
Any	16% 12
Other (please specify)	9% 7
<b>Answered</b>	<b>74</b>
<b>Skipped</b>	<b>438</b>

25 people need a house and 18 need a bungalow. 12 have said that any sort of housing will meet their needs, while 4 are looking for sheltered or retirement housing options.

26. How many bedrooms do you need?



Answer Choices	Responses
1	16% 12
2	51% 37
3	23% 17
4	10% 7
5 or more	0% 0
<b>Answered</b>	<b>73</b>
<b>Skipped</b>	<b>439</b>

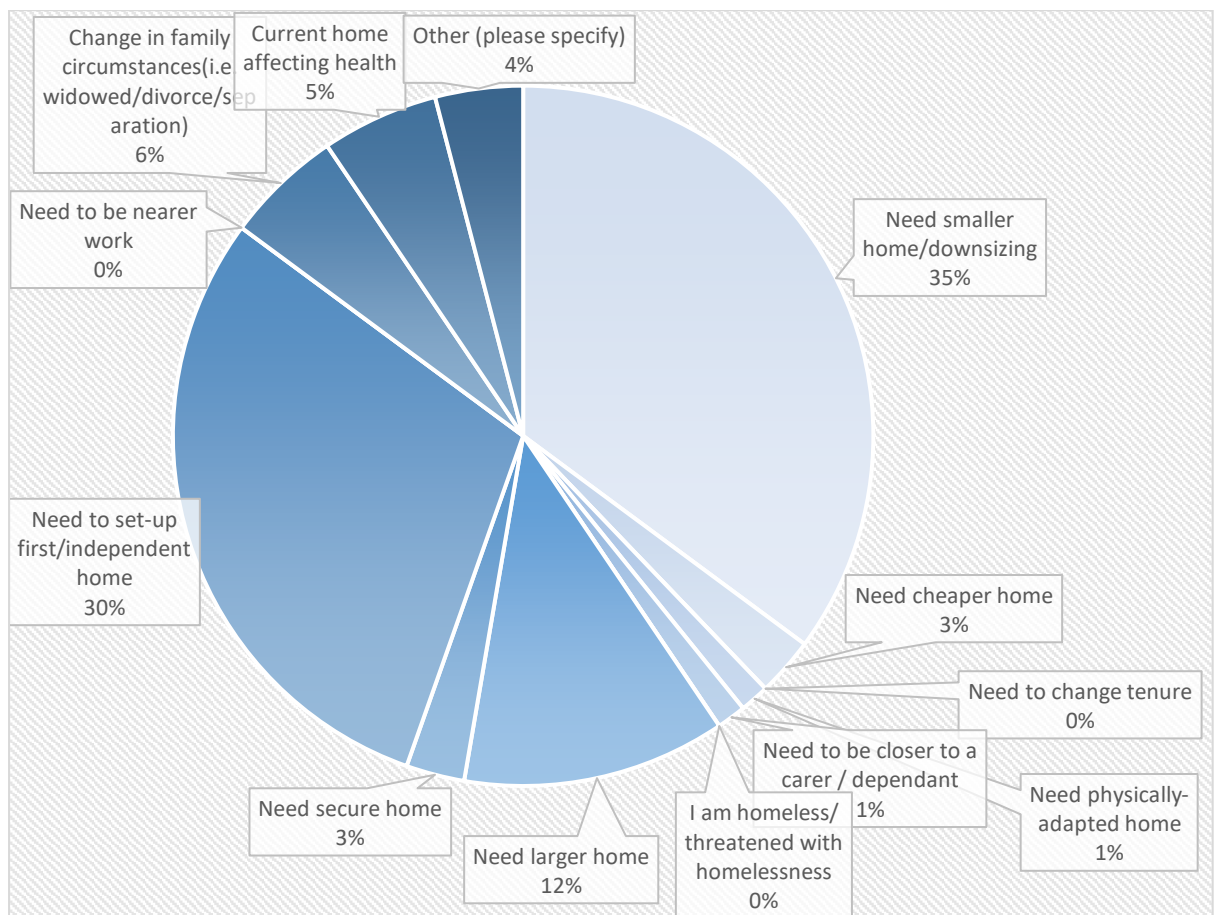
Half of the respondents (37) need a 2 bedroom home. 17 need 3 bedrooms and 7 need 4. 12 people are looking for a home with 1 bedroom.

27. Does anyone requiring alternative accommodation have specific housing needs?

9 people identified as having specific needs. Their comments were:

- Arthritis causing mobility issues.
- Struggle with stairs. Bungalow would be ideal.
- Current home affecting health.
- All facilities on ground floor.
- Autistic spectrum.
- Unknown.
- No stairs.
- Ground floor – on one level.
- Physical disability.

28. What is your main reason for needing to move?



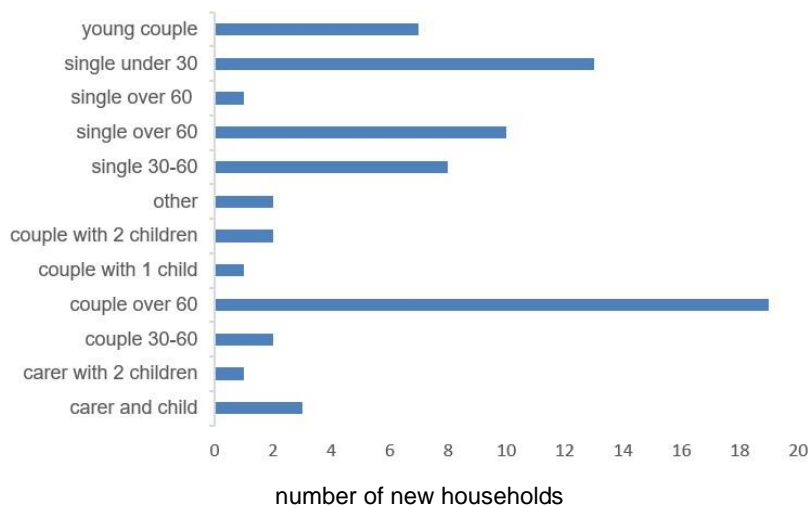
Answer Choices	Responses	
Need smaller home/downsizing	35%	26
Need cheaper home	3%	2
Need to change tenure	0%	0
Need physically-adapted home	1%	1
Need to be closer to a carer / dependant	1%	1
I am homeless/ threatened with homelessness	0%	0



Need larger home	12%	9
Need secure home	3%	2
Need to set-up first/independent home	30%	22
Need to be nearer work	0%	0
Change in family circumstances(i.e. widowed/divorce/separation)	5%	4
Current home affecting health	5%	4
Other (please specify)	4%	3
<b>Answered</b>		<b>74</b>
<b>Skipped</b>		<b>438</b>

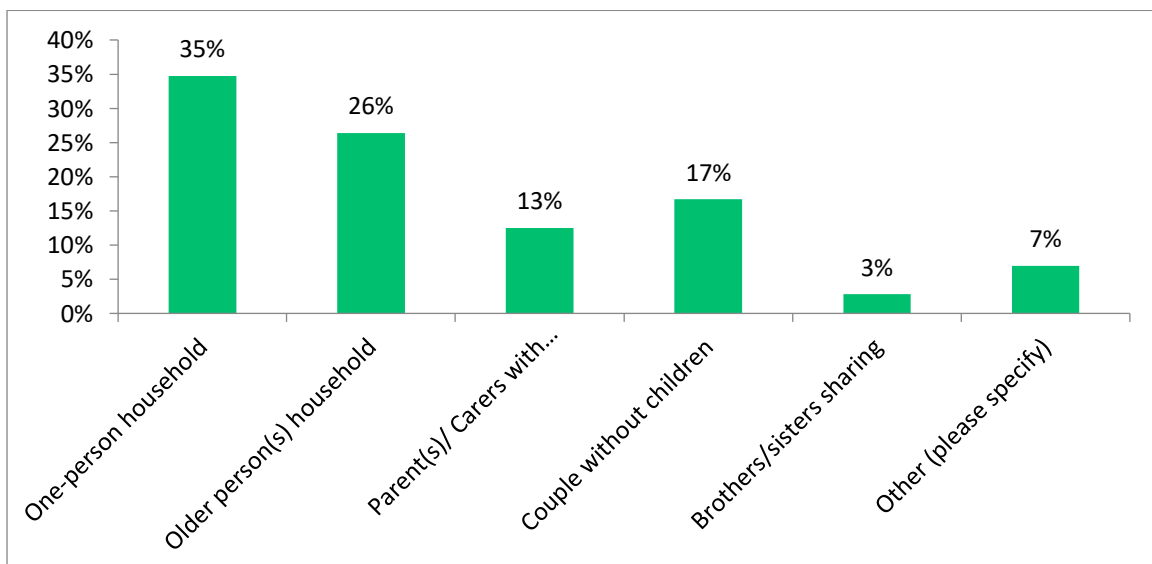
35% (26 people) are downsizing and 22 need to set up their first home. 9 need a larger home.

### 29. Age and gender of people in the new home.



This graph shows that the majority of need identified is for older couples and for single people and couples under 30.

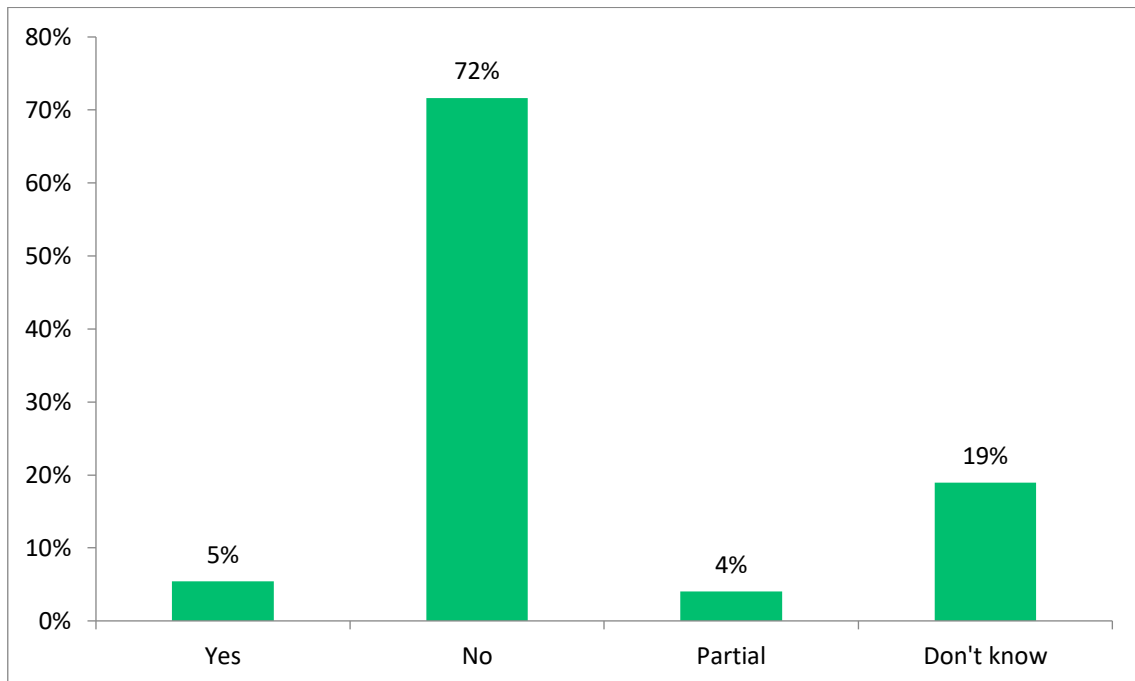
### 30. What type of household will the new household be?



Answer Choices	Responses	
One-person household	35%	25
Older person(s) household	26%	19
Parent(s)/ Carers with child(ren)	13%	9
Couple without children	17%	12
Brothers/sisters sharing	3%	2
Other (please specify)	7%	5
	<b>Answered</b>	<b>72</b>
	<b>Skipped</b>	<b>440</b>

25 people will be living on their own, 12 describe themselves as a couple without children and a further 19 are older person households. 9 are parents/carers with children.

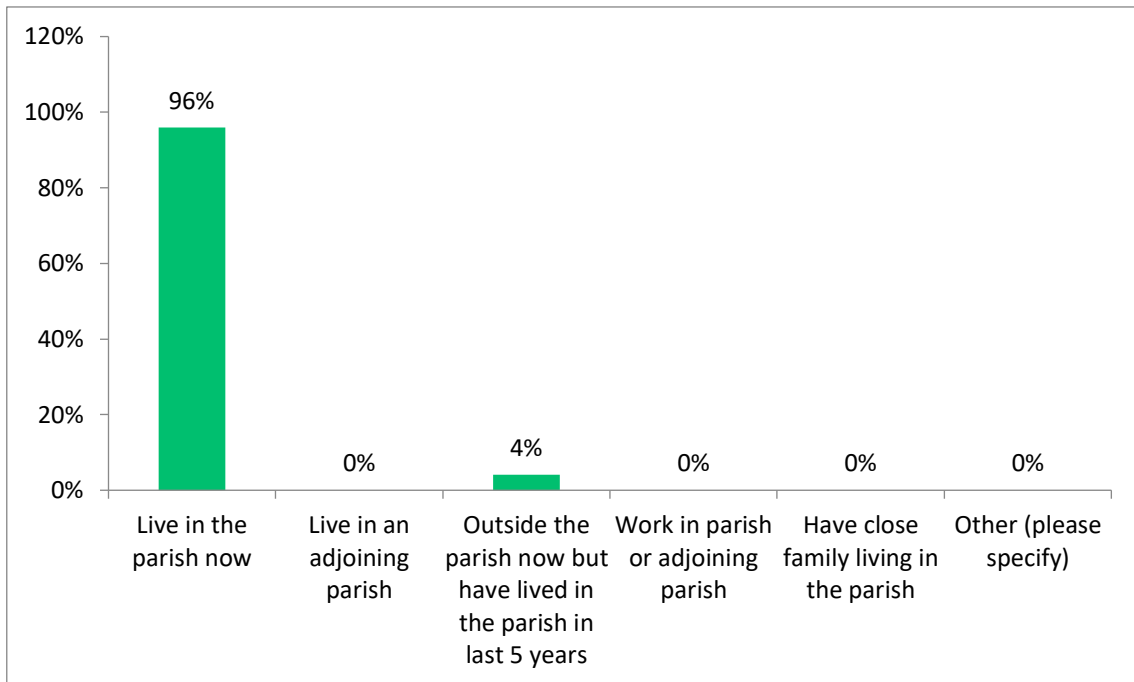
### 31. Will the new household be claiming Housing Benefit or Universal Credit?



Answer Choices	Responses	
Yes	5%	4
No	72%	53
Partial	4%	3
Don't know	19%	14
	<b>Answered</b>	<b>74</b>
	<b>Skipped</b>	<b>438</b>

Over 70% said they would not be claiming housing benefit (53). 4 said they would. The remaining 17 people said they would either claim partial support or did not know.

32. Which of the following best describes your current situation?



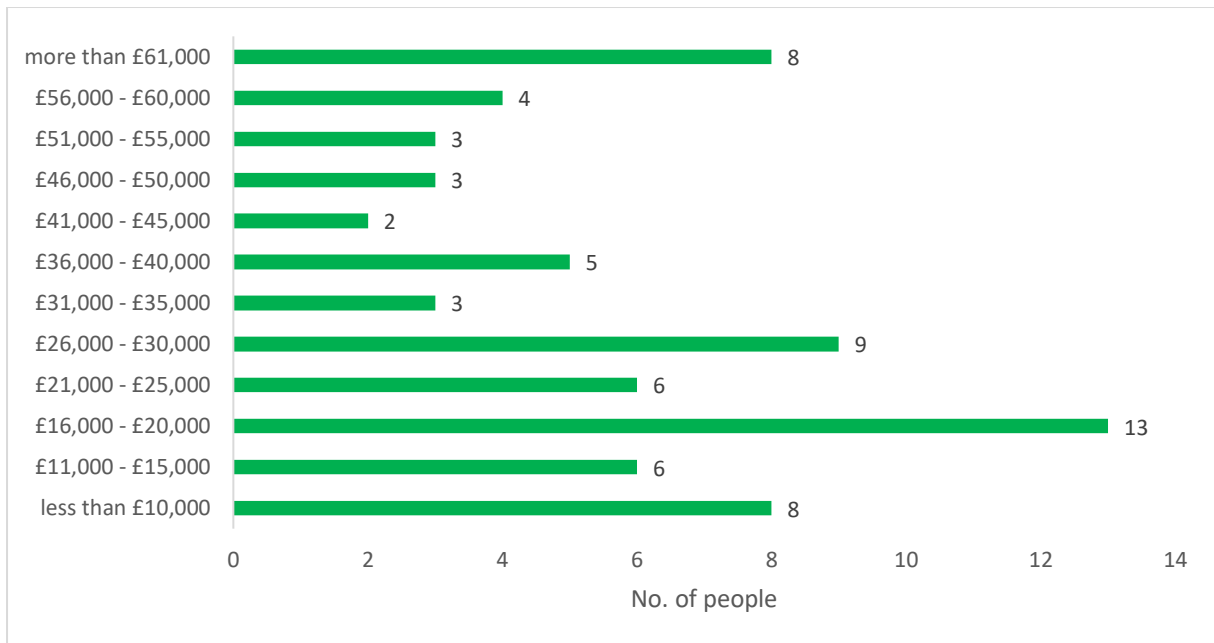
Answer Choices	Responses	
Live in the parish now	96%	71
Live in an adjoining parish	0%	0
Outside the parish now but have lived in the parish in last 5 years	4%	3
Work in parish or adjoining parish	0%	0
Have close family living in the parish	0%	0
Other (please specify)	0%	0
	<b>Answered</b>	<b>74</b>
	<b>Skipped</b>	<b>438</b>

71 people already live in the parish. The other 3 respondents have recently moved away and want to move back.

33. Please indicate the total gross (before tax) average annual income of the household in housing need (join if a couple). Do not include housing benefit or council tax benefit.

Of the 70 people who told us their annual income, 27, or 39%, earn less than £20,000 per year.

21% of respondents earn more than £50,000 per year, including 11% who earn more than £61,000.



Income	Responses
less than £10,000	8
£11,000 - £15,000	6
£16,000 - £20,000	13
£21,000 - £25,000	6
£26,000 - £30,000	9
£31,000 - £35,000	3
£36,000 - £40,000	5
£41,000 - £45,000	2
£46,000 - £50,000	3
£51,000 - £55,000	3
£56,000 - £60,000	4
more than £61,000	8
Answered	70

34. Do you have any savings which may be used to contribute towards the cost of a new home?

19 people have savings. Savings vary between £2,000 and over £500,000. 6 people have more than £500,000 and 4 have £10,000 or less available to contribute to housing costs.

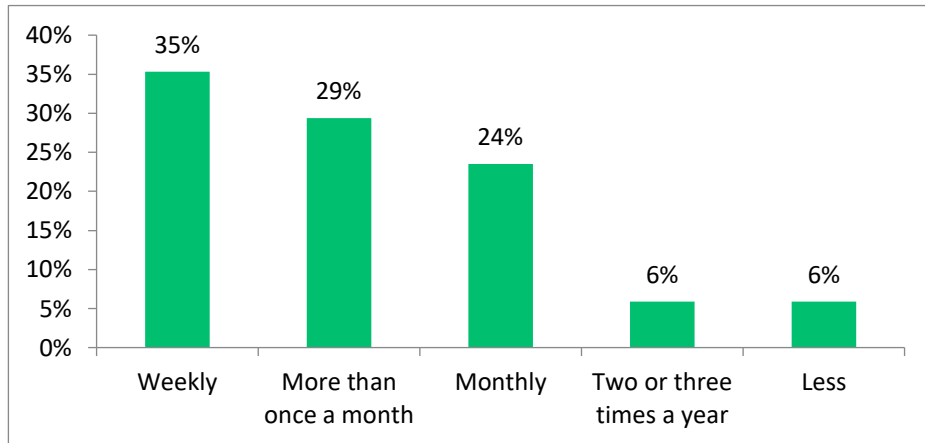
35. Would you expect to have any equity (money from the sale of your current home) which may be used to contribute towards the cost of a new home?

34 will have equity from a house sale. 25 gave an indication of the sum. The range was from £25,000 to £1,300,000.

### Part 3 – Your second home in Arnside

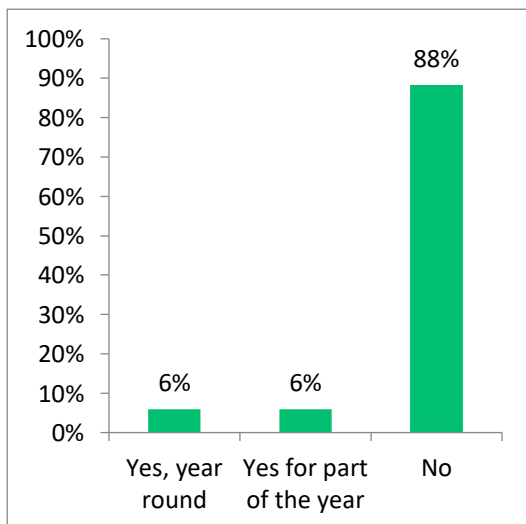
This brief third section of the survey was only completed by those who identified their Arnside residence as their second home.

36. How often do you live in your second home?



Answer Choices	Responses	
Weekly	35%	6
More than once a month	29%	5
Monthly	24%	4
Two or three times a year	6%	1
Less	6%	1
<b>Answered</b>		<b>17</b>
<b>Skipped</b>		<b>495</b>

37. Is your second home in Arnside let out as a holiday let?



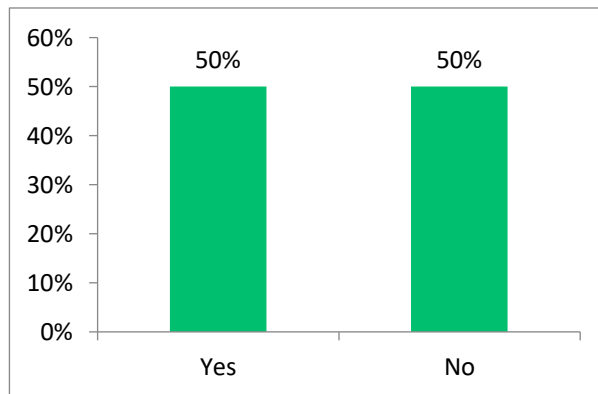
Answer Choices	Responses	
Yes, year round	6%	1
Yes for part of the year	6%	1
No	88%	15
<b>Answered</b>		<b>17</b>
<b>Skipped</b>		<b>495</b>

38. Are you a member of any village organisations or societies?

3 respondents said they were not members of any clubs or societies. Others listed the following:

- Arnside sailing club, we also visit the country market very regularly and support any village activities we can.
- Library
- Attend local organised venues - bowling, tennis, walking groups, girl guiding volunteer
- Arnside sailing club
- Natural history soc, ramblers, sailing club, barns trust, ash meadow trustee, Educational Institute, pilates group and table tennis
- Not in Arnside; board member of save grange lido
- Arnside and Silverdale AONB, landscape trust.
- Arnside, Silverdale Landscape Trust
- League Cricket
- Arnside, Silverdale Landscape Trust
- Landscape trust, national trust, Arnside ramblers and amblers
- Silverdale golf club, attend local events, supp business
- Arnside and District Natural History Society, Silverdale Horticultural Society, AONB Landscape Trust, Lakeland Arts Trust, Cumbria Wildlife Trust
- Live in Storth but both my children are living in Arnside

39. Do you plan to make Arnside your main home in the future?



Answer Choices	Responses	
Yes	50%	8
No	50%	8
<b>Answered</b>		<b>16</b>
<b>Skipped</b>		<b>496</b>

40. Where is your current home?

18 people responded to this question. Half of the respondents currently live elsewhere in the Northwest of England. 3 live elsewhere in Cumbria with the rest coming from counties further afield in England. There was one overseas second home owner.